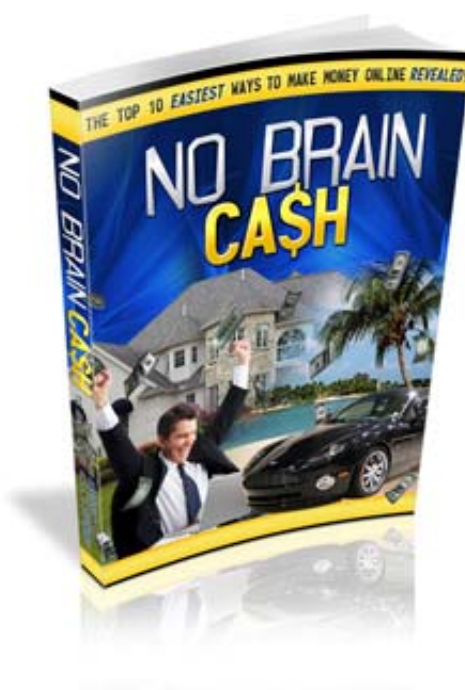


The Top 10 ZERO-Cost Ways To Make Money Online!
Volume 1 "No Brain Novice"

The Top 10 ZERO-Cost "No-Brain" Ways To Make Money Online Revealed!



Top 10 ZERO-Cost Methods To
Make Money Online From Scratch!

By Stuart Stirling
Copyright 2009

www.NoBrainCash.com

The Top 10 ZERO-Cost Ways To Make Money Online! Volume 1 "No Brain Novice"

Legal Disclaimer

The Publisher has strived to be as accurate and complete as possible in the creation of this report, notwithstanding the fact that he does not warrant or represent at any time that the contents within are accurate due to the rapidly changing nature of the Internet.

While all attempts have been made to verify information provided in this publication, the Publisher assumes no responsibility for errors, omissions, or contrary interpretation of the subject matter herein. Any perceived slights of specific persons, peoples, or organizations are unintentional.

In practical advice books, like anything else in life, there are no guarantees of income made. Readers are cautioned to rely on their own judgment about their individual circumstances to act accordingly.

This book is not intended for use as a source of legal, business, accounting or financial advice. All readers are advised to seek services of competent professionals in legal, business, accounting, and finance field.

Copyright

All content published within this ebook is protected by copyright and may not be copied, reproduced edited or altered in any way shape or form without permission from the author and publisher Stuart Stirling. Any copyright infringement will result in appropriate legal action.

Rights

This ebook course comes with **personal use rights** only. You may not sell it, rent it, share it or give it away for free. It is to stay on your computer's hard drive. You may print this ebook for personal easy reading :)

No Brain Cash – Volume 1 "No Brain Novice"

Table of Contents

Introduction	Pg. 4
Method 1 – Online Surveys	Pg. 6
Method 2 – Get "Paid To" Click?	Pg. 12
Method 3 – Adsense Makes Cents	Pg. 18

Introduction

Hi and thanks for purchasing my ebook **"No Brain Cash – The Top 10 ZERO Cost Ways To Make Money Online From Scratch"**.

About the Author

My name is Stuart Stirling. I'm an Internet marketer among other things, but first, I want to share a little bit of background about me so it doesn't feel like you're reading some rants from a total stranger.



I am an Australian, living and working in Japan and have been since 2005. That is my wife Keiko in the picture with me.

I started doing business online in 2006 in the "make money online" niche and have slowly but surely grown from making \$5 a week to earning \$1000's per month online.

I am still not one of the big guru type guys who makes 7 figures or even 6 figures a year, but the money I do make is nothing to sneeze at. I don't actually work very hard to earn my money online, around 15-20 hours a week, and in this ebook, I show you how to do the same.

About this Ebook Course

WARNING: This ebook is NOT designed to let you quit your day job or show you how to earn 6 figures this year.

My main goal with this ebook is to give you ideas and a kick-start to the easiest methods to make money online.

This ebook is not the be all and end all of "how to make money online" ebooks. Someone else will release a new one tomorrow about some

flash new method, I guarantee it!

But for now, read this one and learn some of the easiest ways to make money on the internet.

Remember, when just starting out, don't try everything at once. Information overload takes it toll on all new marketers.

Learn and try one thing at a time.

The Three Volumes to "No Brain Cash"

The three volumes cover money making methods, 10 in total, in order of difficulty (and earnings potential??).

The first I titled "**No Brain Novice**" as it contains two of the simplest methods of earning money online you've ever seen. Anyone with or without a brain can do it.

The second I titled "**Casual Couch Potato**" as it contains four more advanced yet still simple and cost free ways to earn money online.

The third volume I titled "**Diligent Dabbler**" as it contains methods that require some diligent work and focus but still simple enough to do in your spare time to earn some extra bucks.

Stuart Stirling

My Blog: www.StuartaStirling.com

Ps. I am contactable and would love to hear from you!

If you have any questions comments or want to contact me, please [Skype](https://www.skype.com) me (stuart.stirling) or email me at stuart@nobraincash.com.

Method 1 – Online Surveys - Scam?

Overview

Sooner or later, most people looking for easy ways to earn money online will stumble upon online survey. It looks mighty attractive at first sight but, if you investigate into online surveys a little deeper, then you probably will see the bad rap this method gets for being a scam.



Scam? Read and find out...

You probably have your pre-conception about online surveys and that's fine. If it's not for you, then feel free to skip to another chapter in this ebook. If this seems like it's up your alley, please continue to read and find out how surveys can be a viable way of earning income online.

To be honest, when I first looked into how I could make some extra money online back in 2005, the first thing that appealed to me was online surveys.

Of course I got an instant headache when I was looking through the masses of search results that come up for online surveys on Google for one to join that seemed legit.

But a little bit of patience and willingness to give it a go can find you in a good position to start earning with online surveys.

How They Work

As the name suggests, you complete surveys online. You sign up to a website, create an account and then spend time filling out surveys and get paid for every survey you complete.

What kind of surveys?

Companies are constantly researching markets for new products ideas they are planning to release. This means they need data from consumers to be able to create a product that people will buy and be satisfied with.

This data consists of a broad range of information from income levels to shopping habits and geographical info to relationship status. All this adds up to being able to find out what types of people live where and how they live.

Anyone in marketing will know how important data like this is when creating a product/offer and these companies are willing to pay for it. That's where you get paid for sharing your details. You are helping them get what they want and they pay you for your help. Win-win situation?!?

Important Notes!

Before you even sign up with an online survey company, you must do a thorough investigation about each company you are considering joining.

Remember, just because a website "looks" nice and professional doesn't mean it is. **There are a lot of sharks out there so be aware!**

Important things to look for are...

- How long have they been in business?
- Are they reputable? Do a Google search by typing in "name of online survey program + scam".
- Accredited with a reputable business bureau? **Do they have this mark on their site?** ->
- Ask about the program in forums. Get real people's opinions.
- Do they have legit contact details? Phone number works? Email get



The Top 10 ZERO-Cost Ways To Make Money Online!
Volume 1 "No Brain Novice"

replied to? If they are phony move on!

- Do they ask you to pay them to become a member? If yes, move on. You should never pay to be a survey taker.
- Do they ask you to give your personal details like credit card numbers or bank details etc.? If yes, sound the alarm bells. Name and email, street address and phone number are typical requirements however.
- How do they pay you? (more about that below)
- Read the terms, conditions and privacy policy carefully.

It might be time consuming to do all of this but it's better to be safe than sorry.

How to get paid?

How you get paid is one of the first things you want to check out before joining up to any program. Most paid online surveys pay you by check that they send in the mail. Some others pay you by www.Paypal.com or other online payment processors such as www.Alertpay.com or E-gold.

After you join a program, go and fill out your profile right away with your payment details. If anything in this department looks questionable, contact the owner of the site to get reassurance that you will actually get paid.

Pros

Easy – Perhaps the easiest method ever for earning money online. If you don't like to think hard and you can put up monotonous point and click work, this might be for you.

No skills required – The companies collecting the data are looking for an assortment of everyday people from different lifestyles so everyone is a candidate.

Free – Free to join. You should never have to pay to join a "survey"

The Top 10 ZERO-Cost Ways To Make Money Online!
Volume 1 "No Brain Novice"

website. There are "how to make money with survey" guides available which you might want to consider if you pursue this business.

Quick – Surveys can be completed in 10-30 minutes.

Freedom - Do only as many surveys as you want in a day. Take a day off when you want to, but you won't get paid for surveys you don't do.

Cons

Low pay – Each survey company is different. Some pay as little as \$1 per survey and go up to as much as \$30. Average time spent on each survey is 15 – 30 minutes. So, your hourly pay rate is going to be around \$2 per hour which is low but can be as high as \$60 per hour, if you're lucky.

Monotonous – Reading over some boring survey questions you aren't really interested in can get old quickly if you have a short attention span.

Risky – 99% of online survey websites are fishy. You must carefully choose the company you will work with so you actually get paid.

Many only accept U.S. residents – This is fine for U.S. residents but does not help anyone living outside the USA. You must read carefully to see if your country is accepted or not.

Unwanted Email – When you sign up for any "get paid to" program, you can expect an increase of commercial emails.

Before you sign up to any program, you should **create a brand new "business" email account** with a free service like [Gmail](#) or [Yahoo](#) mail for example. It's not a good idea to mix your private email with business emails.

Resources

The Top 10 ZERO-Cost Ways To Make Money Online! Volume 1 "No Brain Novice"

After years of research and signing up to more than 500 online surveys, my buddy and successful online survey taker has narrowed it down to the top 10. Here are the top 4...

1. www.CashCrate.com

- Anyone (over 13 y.o.) can join
- Accepts members worldwide.
- Payouts by check
- Combines Surveys with completing offers, joining free websites
- You can earn points which you can redeem for prizes
- Regular contests for most active users. Prizes include TV, iPod Touch, Xbox 260, Wii Digital camera. Etc.
- A credit card is not essential but more earning potential for credit card holders
- For most variety of jobs, [Cash Crate](http://www.CashCrate.com) is the top recommendation!



2. www.SurveySavvy.com

- Online since 1999.
- Referral incentive program
- 20% of company revenue gets shared with member community
- Accepts members worldwide



Method 2 – Get "Paid To" Click?

Overview

Similar to taking Online Survey's for cash, people will most likely come across some form of "paid to" type of concept in their search for ways to earn some easy cash online.

And there is a huge list of different types of these "paid to" programs to choose from. A few of the most popular ones include:

- Paid to click/read emails
- Paid to surf (the internet)
- Paid to search
- Paid to post on blogs and forums
- Paid to shop (work at home)
- Paid to drive (work at home)



The most common reaction of people when they see these, like survey's is, ***"this can't be real...it seems too easy...I don't believe that something as easy as reading emails or clicking links can earn me money!"***

And unfortunately, this is correct in some cases. There are a lot of "paid to" websites and programs that are a total sham and you MUST avoid or you will pay heavily for it.

Probably the most correct view to have is, ***"this can't be real...it seems too easy...I don't believe that something as easy as reading emails or clicking links can earn me a LOT of money!"***

So simply put, don't expect any of these "paid to" programs to pay you out any huge sums overnight. Of course it all depends on how much you

do to as to how much you get paid.

How It Works

For this chapter, I'm going to choose the easiest of the "paid to" methods and explain how to get the most out of it.

Let's look at **"Paid to Read Emails"** first.

In a nutshell, you receive emails from advertisers and you get paid a few cents (generally 1-5 cents) for each email that you open and click the link to visit the advertiser's website.

Don't worry, you don't have to go out and promote yourself as an "email ad clicker" or look for advertisers to send you these emails.

There are websites/companies already set up that have masses of advertisers paying them to send out to their "ad clicker" members. These advertisers will pay as little as \$5 for 1000 clicks up to \$50 for 10,000 clicks for example. This money is then shared with the members of the website.

You simply sign up with one or several of these websites and you'll start receiving bulk loads of promotional emails and start earning little by little for every link inside those emails that you click on.

There are many variations of "paid to click" email reading but I have outlined the general idea.

"What kind of emails will I be getting?"

The majority of advertisers will send you "business opportunity" type emails. You are under no obligation to buy or sign up or click on any links on any of the advertiser's websites you visit but most programs will require you to keep the page displayed for anywhere from 10 - 30 seconds.

"How much email will I be getting?"

If you sign up with an established paid to click company, be prepared to get blasted with 100's of emails every day. That's why it's an excellent idea to **use a separate email account for your "paid to" programs** you join up with.

You don't want these emails going to your private email account and cluttering the place up. Keep your private email and "work" emails separate.

Email accounts are free so there's no problem there. It's just bothersome to sign up and remember the login details for each account. Create as many free accounts as you need at www.Gmail.com and www.mail.Yahoo.com

How to get paid?

The most common methods of payment for paid to click programs are with online payment processors such as Paypal, AlertPay, MoneyBookers, etc.

However, Paypal account holders beware! While *your* account may not get frozen, the website's Paypal account runs risk of being frozen because of claims of scams and other issues brought up by their members.

The best option then is to not have paypal as your primary form of payment. Use other reliable methods such as www.Alertpay.com or www.moneybookers.com if they offer a choice.

Pros

Easy – No thinking required – just clicking. You can do it while you listen to music, write emails, watch Youtube or watch TV.

The Top 10 ZERO-Cost Ways To Make Money Online!
Volume 1 "No Brain Novice"

No skills required - Anyone with an email account and Internet connection can do it. Brain not required!

Free – Free to join and get started. You should never have to pay to join a "paid to" website. There are "how to" guides available (such as this) which you might want to consider if you want to pursue the "paid to" hobby/business.

Quick – It doesn't take a long time to open an email and click on the link. There is time taken to stay at the website if there is a timer. (read below to see how to beat the timer)

Freedom - Do as much or as little as you want. But doing little might not be worth it.

Several clicks at once – If there is a timer you have to wait for, you can sneakily go back to your email and click the next link and open it in a new browser tab. This works best if you download and use a free web browser like www.Firefox.com which opens new tabs quickly.

Sign up Cash bonus – Some sites will offer you a free \$5 or \$10 bonus just for signing up. This goes to your account balance right after signing up. However, most sites have a minimum payout of \$20-\$25 so you can't get that money immediately.

Referral programs – You can multiply your earnings slightly by referring friends to join the same site after you and start clicking on links too. However, not all programs offer this so check it out first.

Cons

Very Low Payout – You literally get paid only 1c – 5c per click. If you find a legitimate high paying program and give it 2 hours of your day, earnings in the \$50 - \$60 per month are attainable however.

The Top 10 ZERO-Cost Ways To Make Money Online! Volume 1 "No Brain Novice"

You get a sore clicking finger – Yes it happens! All that clicking will give you a sore finger very fast - after a few weeks. A soft mouse button will be easier on your finger so you might want to invest in a new mouse if your old one starts giving you troubles.

Mind-numbing – Not having to think while you click and looking at advert after advert will slowly numb your mind. You might get bored easily and give up.

Scam Alert – Like surveys, a good portion of the "paid to click" sites out there are a little "suspect" and might never be able to pay you. Read carefully over the terms of use etc. and check they are a legitimate company first.

Resources

I could fill this page with hundreds of links to PTC (paid to click) websites but I will only list 2 that I have researched and found worthy to be recommended to you.

1. www.Hits4Pay.com

- In business since 1998
- \$10 sign up bonus
- Free to join
- Accepts members worldwide
- Referral program to earn extra money
- Can choose types of ads you wan to view
- Get Paid monthly to your Paypal



The screenshot shows the Hits4Pay website interface. At the top, it says "HITS4PAY" and "Sharing Ad Revenue With Targeted Consumers". Below that, there are navigation links: "HOME", "FREE SIGNUP - GET \$10 BONUS", "MY ACCOUNT", and "CONTACT US". A banner at the top right says "Sign Up Today And Get \$10 Bonus In Your Account!". The main content area has a "Start Earning In 3 Steps" section with a numbered list: 1. Sign up for free, 2. Start viewing advertiser websites, 3. Get paid monthly. There are also links for "Learn More", "Terms of Service", "Privacy Policy", and "Feedback". Below this, there are three testimonials from members: Florence Afolabi (London, UK), Angie Aspinall (Widmore, Dorset, UK), and Bob Hill (N Highlands, CA, USA). A "Still Reading Commercial Emails For Free?" section is also visible, along with a "Sign Up Free!" button.

The Top 10 ZERO-Cost Ways To Make Money Online! Volume 1 "No Brain Novice"

2. www.ClixSense.com

- No sign up bonus
- Paid by check mailed every month
- Earn \$0.10 per direct referral
- Earn \$2 per upgraded direct referrals
- Accepts members worldwide



Method 3 – AdSense Makes Cents

Overview

Now, getting away from "paid to" programs, this method of earning depends on what other's do. This chapter is about making money when other people click on AdSense ads that you display.

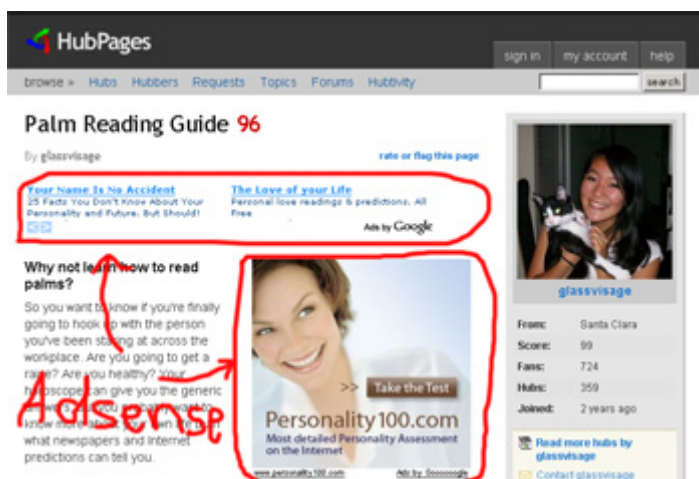
What is AdSense?

AdSense is Google's advertising revenue sharing affiliate program for ad publishers.



You, the publisher and affiliate, display AdSense ads (usually text link ads) on your website or blog and make money whenever someone clicks on the ads.

Now don't fret when I say your website because you don't actually need your own website to start earning with AdSense. I'll show you a little later how you can get an account instantly and start earning with AdSense **without** a website of your own!



AdSense is a great way to earn online because you **don't have to do any hard selling** to make money.

You simply display AdSense ad links to help your website visitors find what they are looking for.

Your job is simple as straight forward, that's why I included it in this No Brain Cash report!

How It Works

Basically, advertisers pay through Google's PPC (pay per click) advertising program, Adwords – a multi-billion dollar company, to have their ad displayed on other people's websites and pay a fee per click of their ad.

You as the affiliate get paid a portion of the cost of that click paid by the advertiser. It's **revenue sharing**.

For example:

Let's say the advertiser pays \$1 each time someone clicks on their ad.

50c goes to Google and the other 50c goes to you!

50c may not seem like a huge amount but it adds up. Think of it as a tip jar for your website.

And did you know there are people **making an absolute killing** with AdSense everyday? I'm talking \$200 to \$300 per day from AdSense.

Now don't get me wrong, those figures take time and a lot of work. And more often than not, that is earned over a network of dozens of websites. Everyone starts out small at the start and grows and grows.

Another great thing about AdSense is that it's **passive income**. Passive income means you don't have to keep working to get paid. Once you have traffic coming on a regular basis, the clicks will keep earning you money.

Where to Start?

Like I said earlier, there are people making hundreds of dollars each day with AdSense. But for the first time marketer and internet beginner, let's

look at a more realistic goal to start with.

Let's aim for \$5 per day!

You may think that \$5 per day is chicken feed but it adds up to \$35 per week and \$150 per month. Could you do with an extra \$150 per month?

You may have already tried AdSense or heard that the payouts are pitiful like \$0.05 per click etc. Honestly, you do need a lot of traffic and clicks to make decent money with AdSense.

If you make one site that makes only 50c a day, then you may think it's not worth your time. But make 10 sites that make 50c a day each, and we have hit our \$5 a day mark.

Again, relax about the "making websites" part as that is coming up shortly.

But let's get started on our AdSense journey!

First, you need to register an AdSense account.

The usual way to get an AdSense account is to create an original website and submit it for approval.

This is fine if you already have a website and don't mind going through the approval process but there is a way to get one instantly for free without your own website.

Here's How To Get an AdSense Account Instantly WITHOUT a Website!

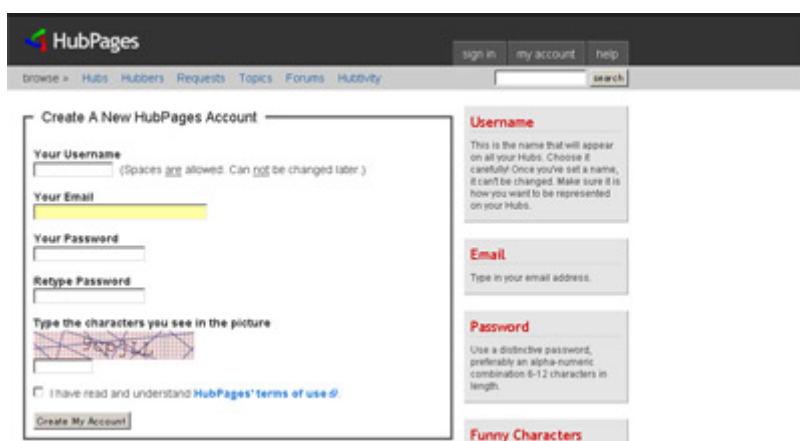
Step 1

Sign up for a free author's account with [Hubpages](#). Hub pages is a free "blogging type" website where users can create pages about anything

The Top 10 ZERO-Cost Ways To Make Money Online! Volume 1 "No Brain Novice"

on any topic. Write articles, put up images and videos etc. Readers can leave comments so it's a very popular model of website for users and readers. *Read the [FAQ](#) to learn more about the site (it's a lot like www.Squidoo.com also)*

Anyway, the first step is to go and create a free account at www.Hubpages.com

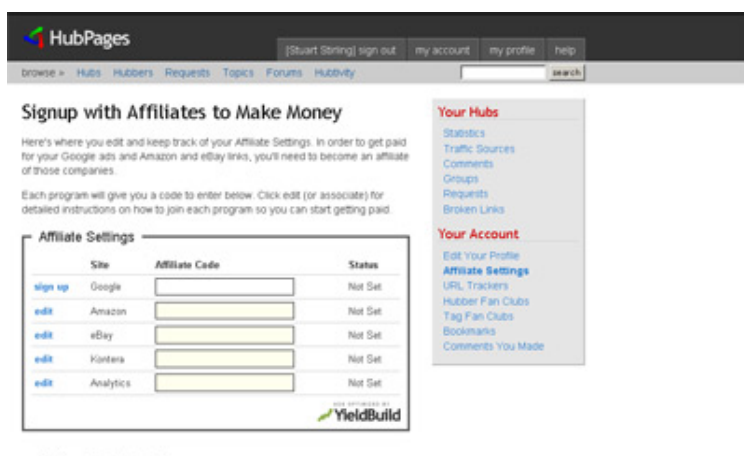


The screenshot shows the registration form for a new HubPages account. It includes fields for Username, Email, Password, and Retype Password, along with a CAPTCHA. A sidebar on the right provides instructions for each field: Username (name for Hubs), Email (address), Password (6-12 characters), and Funny Characters (optional). A 'Create My Account' button is at the bottom left.

Step 2

Once you have registered your account with Hubpages, confirmed your account etc. go to your **"My Profile"** page and click on the **"Affiliate Settings"** link in the right hand side bar.

You should be at a page that looks like this...



The screenshot shows the 'Affiliate Settings' page. It features a table for managing affiliate programs and a sidebar with navigation links.

Site	Affiliate Code	Status
sign up Google	<input type="text"/>	Not Set
edit Amazon	<input type="text"/>	Not Set
edit eBay	<input type="text"/>	Not Set
edit Viators	<input type="text"/>	Not Set
edit Analytics	<input type="text"/>	Not Set

NEW SPONSOR BY YieldBuild

Your Hubs

- Statistics
- Traffic Sources
- Comments
- Groups
- Requests
- Broken Links

Your Account

- Edit Your Profile
- Affiliate Settings
- URL Trackers
- Hubber Fan Clubs
- Tag Fan Clubs
- Bookmarks
- Comments You Made

The Top 10 ZERO-Cost Ways To Make Money Online! Volume 1 "No Brain Novice"

Step 3

Click on the **"sign up"** link next to where you see "Google".

You'll then go to the next page where it will ask you if you already have an AdSense account. Select "no" (unless you already have created one) and fill out the other field with your email address.

This allows us to display ads on your behalf in 60% of the impressions on your hubs. It's easy, and it's important. AdSense is one of the main ways people make money on HubPages.

[No thank you, I'll sign up for AdSense later \(skip this step\).](#)

Google AdSense

Do you already have a Google AdSense account?

Yes

No

Create an AdSense account

Google will send you an email requesting a bit more information from you to get your AdSense account set up.

Your Google AdSense account will be created with the Email Address below. Please check to make sure that it is correct before continuing. You can adjust it by [editing your HubPages profile](#) before continuing.

Your Google AdSense Account Email Address will be:

[\[change #\]](#)

Click **"Signup for AdSense"** and you're almost done!

Check your email and follow the prompts after this step to login to your AdSense account and get your AdSense ID code. Insert it in your HubPages profile affiliate settings and save it.

Once you're done with that, you're ready to rock!

[Hubpages](#) is a great place to showcase your knowledge on a certain topic and get paid with AdSense in the process.

There are other affiliate revenue sharing programs you can sign up for like Amazon and Ebay so include get your affiliate ID for them too and add them to your HubPages profile.

Start Creating Pages (Hubs)!

You're going to need to **create a small group of hub pages** and get traffic to see money from AdSense.

Luckily for you, **search engines love sites like Hubpages** so it's easier to get ranked high in the search engines and get free search engine traffic.

Here are some tips for creating Hub Pages that get traffic:

- **Choose a good topic to write about** – You can write about anything but make sure your page is focused on one topic. If you're stuck, why not write about some of the "paid-to" programs you joined up with above? Then you have more chances of earning bucks!

(I share more info on choosing a hot topic in No Brain Cash Method 10 "Bum Marketing")

- **Create good content** – The search engines thrive off content. Content is king when it comes to search engine traffic. You can write your own, use other people's legally or pay someone to write for you.

(I cover getting content in No Brain Cash Method 8 "Blogging for Bucks")

- **Research Keywords** – If you include a high search volume/low competition keyword ala Bum Marketing Method, your chances of ranking high in the search engines improve drastically!

(I share in-depth info on keyword research in No Brain Cash Method 10 "Bum Marketing")

- **Make more Hub pages** – Once you have created one hub page, start a new one. They will be linked together automatically so your readers will be able to access all of your hub pages easily.

Taking AdSense to the Next Level!

The world of earning with AdSense is huge and I could write a whole other ebook on just it.

www.Hubpages.com is the perfect place to start but to get more coverage and traffic flowing around, it's a good idea to set up other free pages/websites and include AdSense ads in those too.

www.Squidoo.com and Google's free blog service www.Blogger.com are great places to build next. It's easy to incorporate your AdSense ID with both of those websites.

If you are confident in **setting up your own website** and run AdSense ads on it, then you're really on your way to cashing in with AdSense.

With your own website, you have control over the design and layout of your site and ads, which is a very crucial factor when it comes to AdSense.

Your Own Website

There are costs involved in building a website of your own but if you can make just \$5 a week, it will pay for itself and give you some extra pocket money to buy your girlfriend a nice dinner once in a while.

I'm not going to go through the steps in depth telling you how to make your own website. But these are the basic steps to building a website for AdSense...

- Register a domain name, \$10 per year
- Get website hosting, \$5 - \$7 per month
- Upload your website templates, (purpose built AdSense templates)
- Add content – articles, videos, audios, images, etc.
- Insert the small block of AdSense code where you want the ads to

appear!

5 Common AdSense Mistakes

1. Don't click On Your Own Ads!!

This is a big no-no! Google tracks who clicks on which ads and if you click on your own ads, they will catch you, close your AdSense account and make it very difficult for you to get another one.

2. Using the Wrong Design and Color Scheme in The Ads

You won't get any clicks on your ads if they look like ads. Blend them into the content so they look like they are part of your site and don't stand out like a sore thumb as an ad which people will ignore.

[Fix PC Errors Fast](#)

Fix Computer Errors & Speed Up Your PC in Minutes. Free Download.
PCFaster.Net

[CCIE Voice Bootcamp](#)

Workbook, Self Study Guide 200 hours of Remote rack access
www.voicebootcamp.com

[Free Disk Check](#)

Fix Defrag Issues & Speed Up Your PC. Try Our Disk Health Scan Free!
www.pcpitstop.com

[Ethical Hacking/Forensics](#)

Triple Cert CISS/Ethical/Forensics With Airfare, Lodging, Meals, Exams
www.moseclasses.com

Don't use a border, use the same background color as the rest of your site and make the links blue and text black or dark grey.

Ads by Google

3. Getting Ads Placement Wrong

The best place to have any type of advertisement you want to get noticed in above the fold. This is the part of the webpage everyone sees first in the browser when it loads.

Generally, the higher up on the page the better. If you have the ads right down the bottom of the page, the chances of getting a click is low.

4. Don't label your ads or provoke clicks

The Top 10 ZERO-Cost Ways To Make Money Online!
Volume 1 "No Brain Novice"

It was very popular and even seems logical to label AdSense ads with a "Sponsor Ads" or "Recommended Links" title above or near the AdSense ads. This is against the terms of service and will get you in trouble – so don't do it.

5. Not Adding Good Content To Your Site

The best kind of traffic is natural search engine traffic and that comes from lots of good topic related content. If Google sees that you are adding content which will make the reader happy, then it will list your website higher. *It's a win-win-win situation!*

Getting content and the right sort of content to put on your AdSense pages is important. Please refer to the chapter on "Blogging for Bucks" to learn about content generation.

Free Resources

<http://www.hubpages.com> (sign up here and qualify for an AdSense account instantly)

<http://adsense.google.com> AdSense account dashboard. Sign in here to check your AdSense stats, create new ads and manage ads.

<http://www.blogger.com> Google's free blog service. Easily create blogs and add AdSense ads.

<http://www.adsensemasterplan.com>

Free AdSense training videos

- Free instant access
- Huge resource database
- Great value upgrade offer
- 30 Days to AdSense profits



The Top 10 ZERO-Cost Ways To Make Money Online!
Volume 1 "No Brain Novice"

<http://www.Adsense-Secrets.com>

Joel Comm is the master at Adsense and a New York Times best selling Author. Get his informative Adsense free report [here](#).



Congratulations!

That concludes No Brain Cash – Volume 1 "No Brain Novice"...

Go To The Next Report:

For slightly more advanced and higher earning potential methods, please read the next report, [No Brain Cash - Volume 2 "Casual Couch Potato"](#).



Make Money With This Report!

You can make 100% commissions by reselling my "No Brain Cash" ebook guides and get paid instantly into your Paypal account!

Simply promote your affiliate link to get people to my website and let my sales page do the selling! When they buy, YOU get paid 100%!

[*Click Here To Start Earning 100% Instant Cash Commissions!*](#)